

These images are of the arcade cabinet kiosk I constructed to house the games. My computer and monitor served as the host for the hacked video games.



Matthew Visyak

Terrorism/Capitalism (Kiosk)

Plywood, Plexiglas, Computer Prints, and Various Computer Input Devices

76" x 27" x 35"

2005



Matthew Visyak

Terrorism/Capitalism (Front Detail of Kiosk)

Plywood, Plexiglas, Computer Prints, and Various Computer Input Devices

76" x 27" x 35"

2005



Matthew Visyak

Terrorism/Capitalism (Control Panel of Kiosk)

Plywood, Plexiglas, Computer Prints, and Various Computer Input Devices

76" x 27" x 35"


2005

Kiosk main screen



Matthew Visyak
Terrorism/Capitalism(Kiosk Main Menu Screen)
Digital Image
2005

Terror Alley



Matthew Visyak
Terrorism/Capitalism
Terror Alley (online Instruction Manual)
Digital Image
2005




Matthew Visyak
Terrorism/Capitalism
 "Terror Alley (Title screen)"
 Hacked Interactive Game
 2005



Matthew Visyak
Terrorism/Capitalism
 "Terror Alley (Game A screenshot)"
 Hacked Interactive Game
 2005

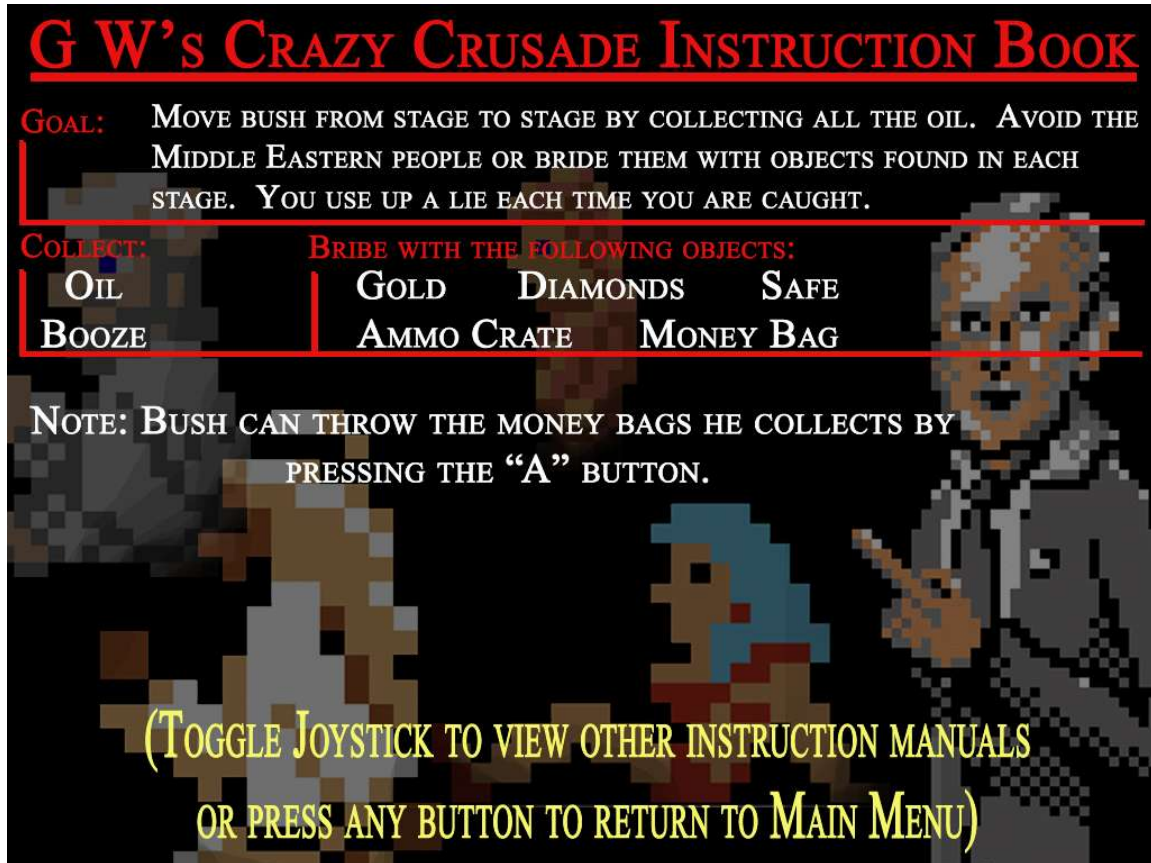


Matthew Visyak
Terrorism/Capitalism
 "Terror Alley (In game instruction screen)"
 Hacked Interactive Game
 2005



Matthew Visyak
Terrorism/Capitalism
 "Terror Alley (Game B screenshot)"
 Hacked Interactive Game
 2005


G W's Crazy Crusade




Matthew Visyak
Terrorism/Capitalism
"G Ws Crazy Crusade (online Instruction Manual)"
Digital Image
2005



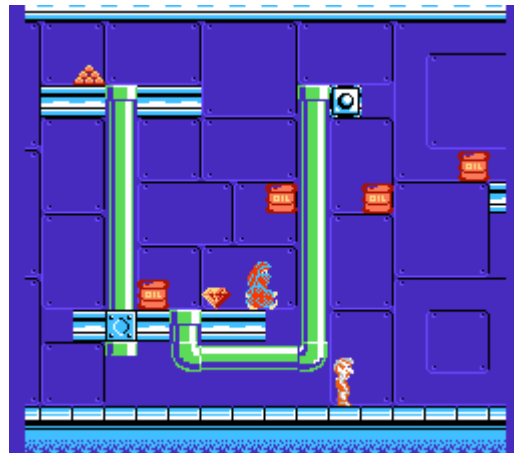
Matthew Visyak
Terrorism/Capitalism
 "G Ws Crazy Crusade (In game instruction screenshot)"
 Hacked Interactive Game
 2005



Matthew Visyak
Terrorism/Capitalism
 "G Ws Crazy Crusade (Sand Palace Level 3 screenshot)"
 Hacked Interactive Game
 2005



Matthew Visyak
Terrorism/Capitalism
 "G Ws Crazy Crusade (Sand Palace Level 1 screenshot)"
 Hacked Interactive Game
 2005



Matthew Visyak
Terrorism/Capitalism
 "G Ws Crazy Crusade (Factory Level 5 screenshot)"
 Hacked Interactive Game
 2005

Legend of the Mujahidden

THE LEGEND OF THE MUJAHIDDEN INSTRUCTION BOOK

GOAL: ELUDE THE CLUTCHES OF ENEMY TROOPS AS YOU AND YOUR FRIENDS FLEE TO FREEDOM. SOLVE PUZZLES OF UNDERGROUND LABYRINTHS TO ADVANCE TOWARD YOUR GOAL.

GENERAL INSTRUCTIONS: TO START THE GAME PRESS THE START BUTTON AT THE BEGINNING SCREEN. SELECT ANY FILE AND THEN CHOOSE "NEW GAME" FROM THE CHOICES. DURING THE GAME PRESS THE "A" BUTTON TO BRING UP THE INVENTORY SCREEN FOR YOUR CHARACTER. FROM HERE YOU CAN "TALK", "LOOK", AND "USE ITEMS".

THIS GAME IS ONLY PARTIALLY HACKED. ONCE YOU LEAVE THE FIRST CONTINENT THE GAME WILL REVERT BACK TO ITS ORIGINAL STATE. THIS WAS DONE BECAUSE OF TIME CONSTRAINTS.

(TOGGLE JOYSTICK TO VIEW OTHER INSTRUCTION MANUALS
OR PRESS ANY BUTTON TO RETURN TO MAIN MENU)

Matthew Visyak

Terrorism/Capitalism

"Legend of the Mujahidden (In game instruction screen)"

Hacked Interactive Game

2005



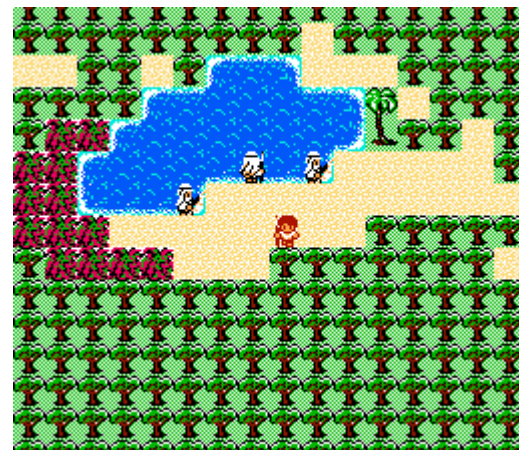
Matthew Visyak
Terrorism/Capitalism
 "Legend of the Mujahidden (Title screen)"
 Hacked Interactive Game
 2005



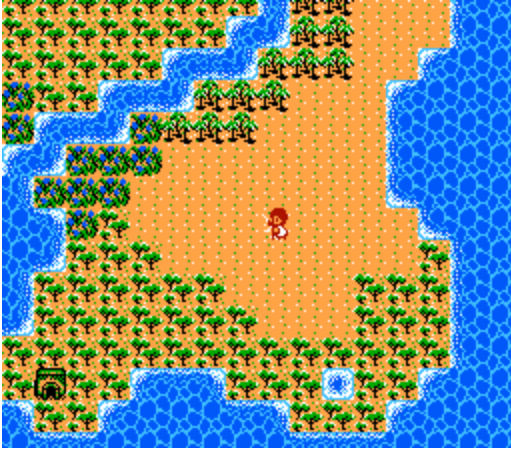
Matthew Visyak
Terrorism/Capitalism
 "Legend of the Mujahidden (Beginning Story Screenshot 2)"
 Hacked Interactive Game
 2005



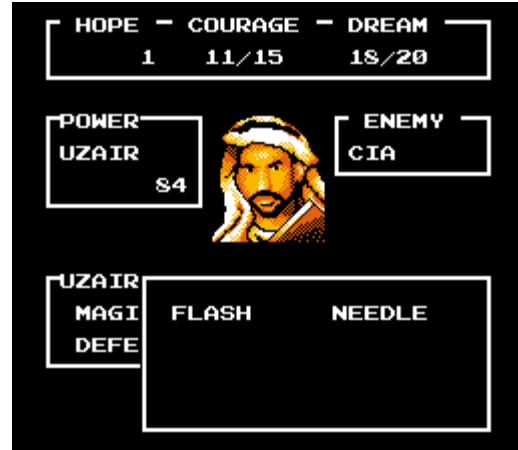
Matthew Visyak
Terrorism/Capitalism
 "Legend of the Mujahidden (Beginning Story Screenshot 1)"
 Hacked Interactive Game
 2005



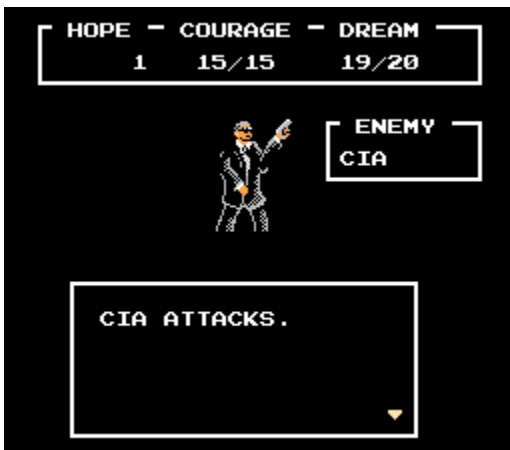
Matthew Visyak
Terrorism/Capitalism
 "Legend of the Mujahidden (Oasis scene)"
 Hacked Interactive Game
 2005



Matthew Visyak
Terrorism/Capitalism
 "Legend of the Mujahidden (Over-World Screenshot)"
 Hacked Interactive Game
 2005



Matthew Visyak
Terrorism/Capitalism
 "Legend of the Mujahidden (Uzair in the Battle Scene)"
 Hacked Interactive Game
 2005



Matthew Visyak
Terrorism/Capitalism
 "Legend of the Mujahidden (Battle scene screenshot)"
 Hacked Interactive Game
 2005